



The Guided Pathways Dashboard provides information on first-year momentum points for cohorts of first-time students including retention, gateway course completion, and unit accumulation, as well as historical trends, disaggregated figures, and comparison data to contextualize results.

The Office of Research, Planning & Institutional Effectiveness has included example datasets in this document. Users are highly encouraged to visit the CCCCO and Cal PASS-Plus LaunchBoard [Guided Pathways Dashboard \(located here\)](#) to explore the most current data disaggregated by age group, gender, race/ethnicity, and economic status (as available), as well as comparisons between our District and Statewide, Macroregion, and Microregion data.

The Guided Pathways Dashboard displays a cohort view by tracking all students who enrolled in community college for the first time in the fall term, including special admit students enrolled in the preceding summer term or who had early college credit. You can view detailed comparisons between locales, and the displayed data can be exported in csv format. You can filter data by selecting from the following criteria:

- Locale: You can view data at the college, district, microregion, macroregion, or statewide level
 - For COS data select District (Sequoias District) or College (College of the Sequoias)
 - Our Microregion is Southern Central Valley-Mother Lode
 - Our Macroregion is Central-Mother Lode
- Academic Year: There are 9 years of data (2011-12 through 2019-20)
- Using the “Drill Down” filter, you can view data disaggregated for most metrics by benchmarks (comparison to State, Macroregion, and Microregion), trend over time, gender, race/ethnicity, age group or economic status.

Guided Pathways

Interested in how the data is calculated?
See the Metric Definition Dictionary (/Launchboard/Guided-Pathways-MDD)

Statewide
 Macroregion
 Microregion
 District
 College

Sequoias District
 Year: 2019-2020
 Drill Down: Time Trend
 VIEW

COMPARISON

Viewing Data for: Sequoias District

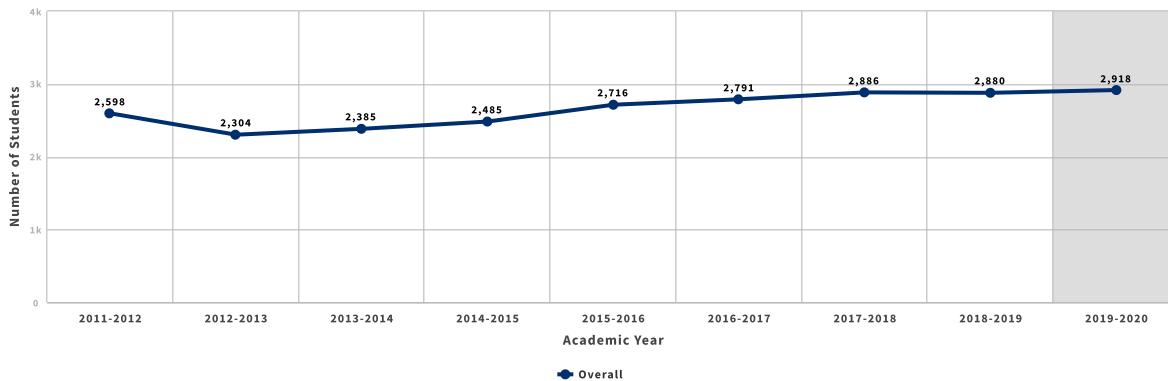
Student Type Learning Progress Momentum Metrics Under Development

Export Data to CSV

STUDENT TYPE

Students in the First Time Cohort

The number of first-time non-special admit credit students who started in the fall term of the selected year including those who enrolled in the summer intersession immediately before or had previously earned concurrent enrollment credit



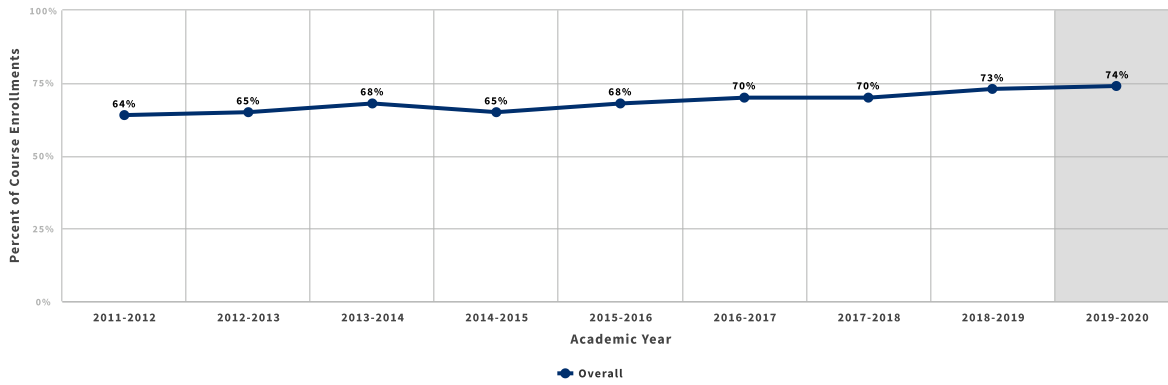
Source: Chancellor's Office Management Information System
Technical Definition (/Launchboard/Guided-Pathways-MDD?metric=GP122FC)

LEARNING PROGRESS

Course Success Rate

Among students in the first-time fall cohort, the percentage of enrollments where students successfully completed the course with grades allowable to align to Datamart



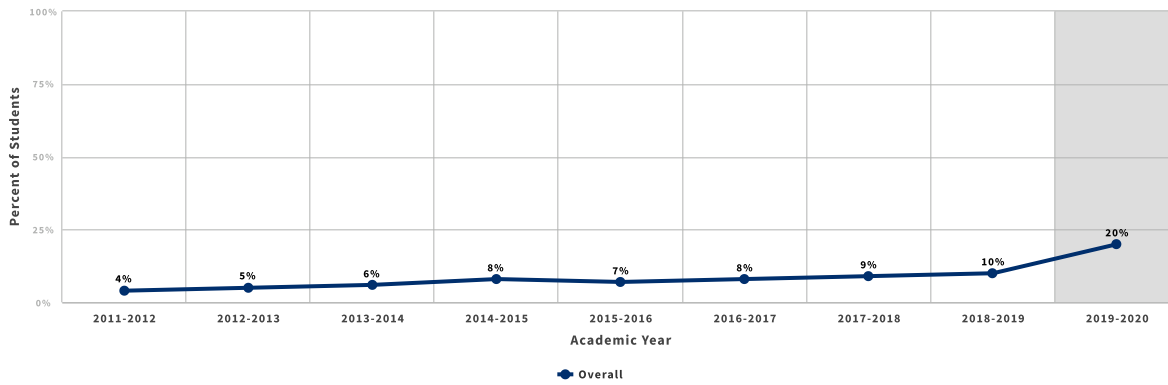


Source: Chancellor's Office Management Information System
 Technical Definition (/Launchboard/Guided-Pathways-MDD?metric=GP408C)

Note: More students received "EW" or Excused Withdrawal grades in Spring 2020 as a result of the COVID-19 pandemic. Those grades are excluded from the denominator of success rates to maintain alignment with Datamart. As a result, course success rates are higher in 2020 than in prior years. Included and excluded EWs should be carefully examined locally to more completely understand course performance in Spring 2020 or in 2019-2020 which includes that term.

Completed Both Transfer-Level Math and English

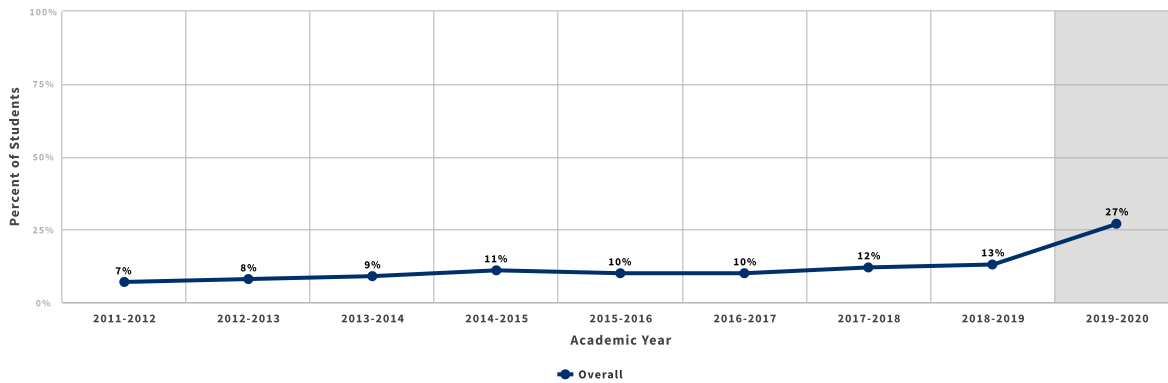
Among students in the first-time fall cohort, the proportion who completed both transfer-level math and English in their first academic year of credit enrollment within the district



Source: Chancellor's Office Management Information System
 Technical Definition (/Launchboard/Guided-Pathways-MDD?metric=GP501C)

Completed Transfer-Level Math

Among students in the first-time fall cohort, the proportion who completed transfer-level math in their first academic year of credit enrollment within the district

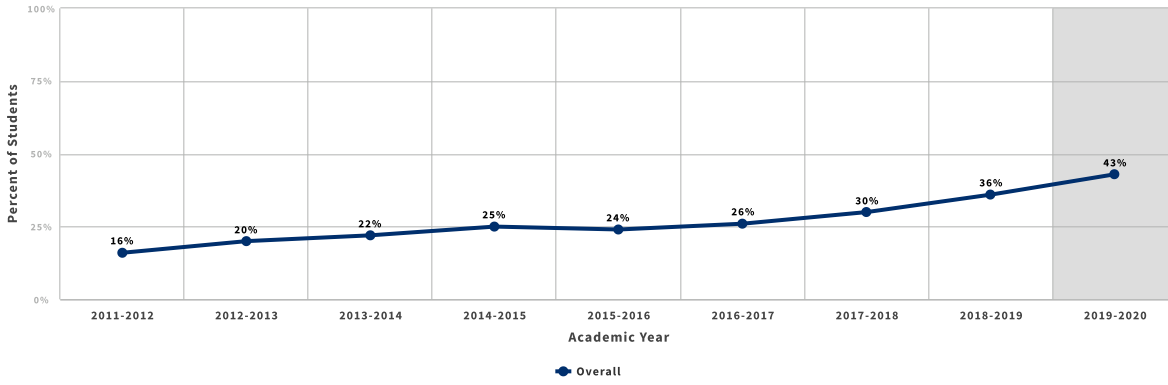


Source: Chancellor's Office Management Information System
 Technical Definition (/Launchboard/Guided-Pathways-MDD?metric=GP502C)

Completed Transfer-Level English



Among students in the first-time fall cohort, the proportion who completed transfer-level English in their first academic year of credit enrollment within the district

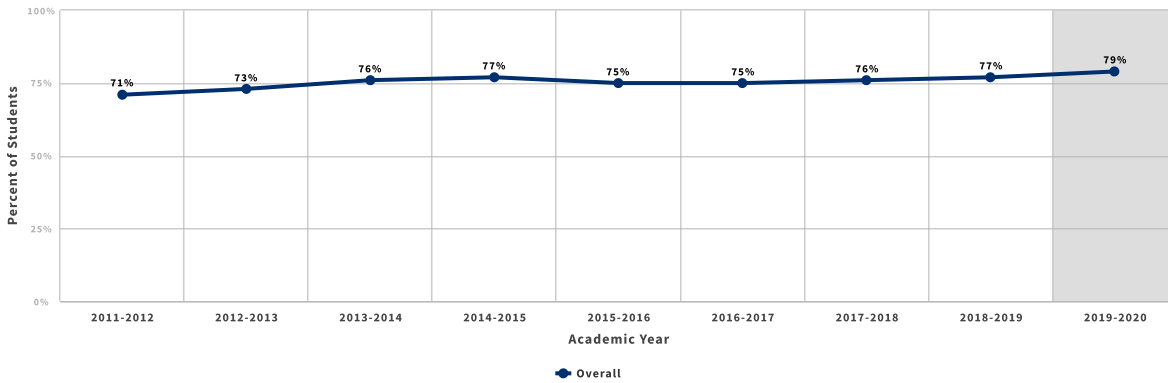


Source: Chancellor's Office Management Information System
 Technical Definition (/Launchboard/Guided-Pathways-MDD?metric=GP503C)

MOMENTUM

Retained Fall to Spring at the Same College

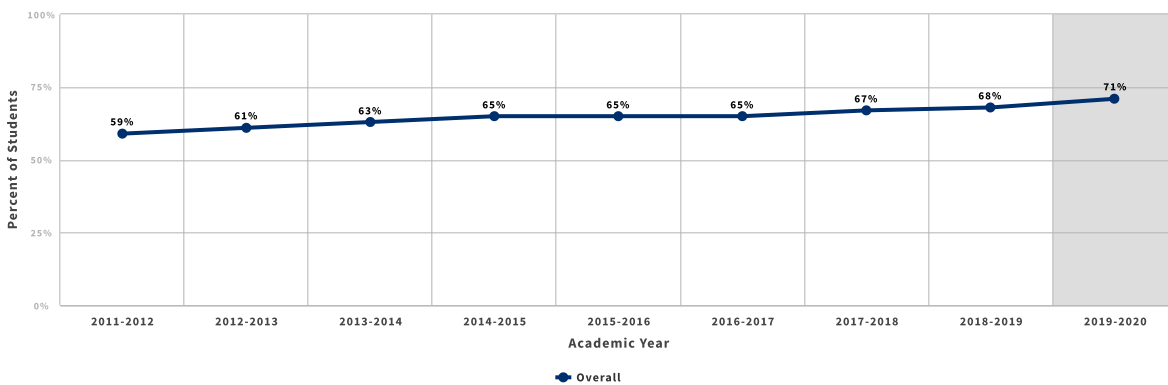
Among students in the first-time fall cohort, the proportion retained at the selected college from fall to spring for colleges on semesters and fall to winter for colleges on quarters



Source: Chancellor's Office Management Information System, National Student Clearinghouse, CSU/UC Cohort Match
 Technical Definition (/Launchboard/Guided-Pathways-MDD?metric=GP453C)

Full-Time in the Fall Term

Among students in the first-time fall cohort, the proportion who are enrolled full time in the fall term

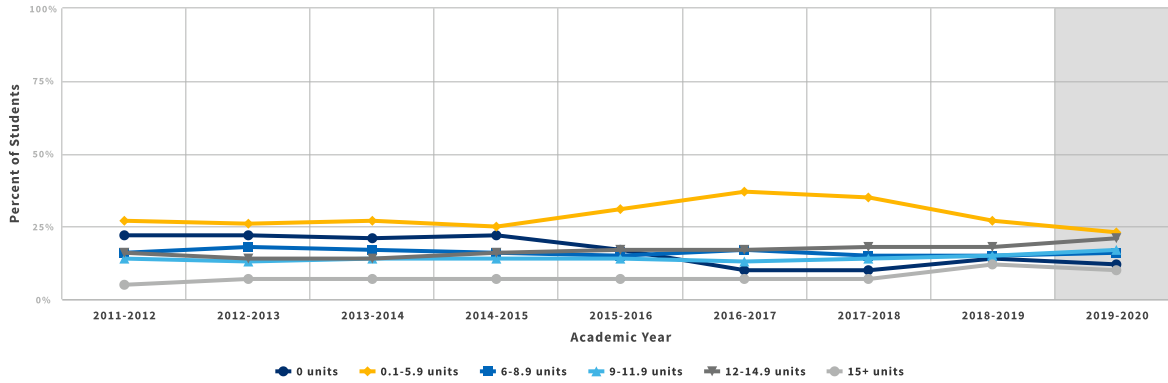


Source: Chancellor's Office Management Information System
 Technical Definition (/Launchboard/Guided-Pathways-MDD?metric=GP210C)



Successfully Completed Unit Thresholds in Fall Term

Among students in the first-time fall cohort, the proportion who successfully completed degree-applicable semester or quarter unit thresholds in the Fall term

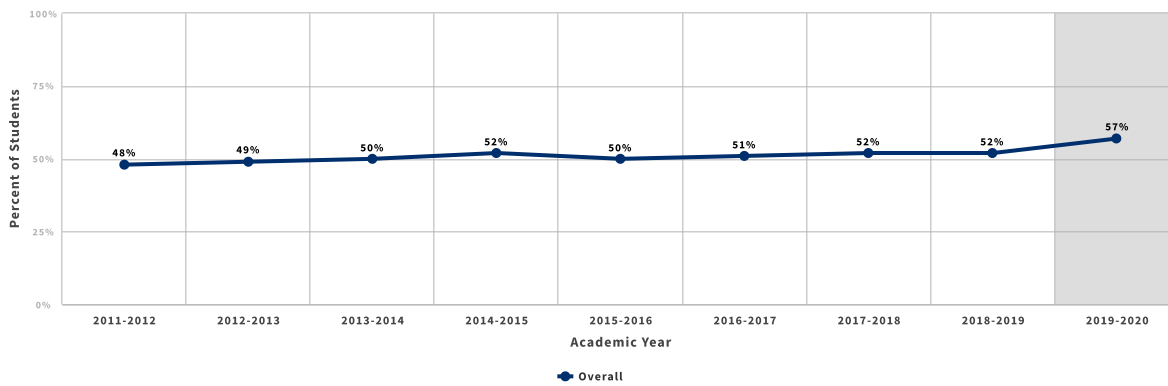


Source: Chancellor's Office Management Information System
 Technical Definition (/Launchboard/Guided-Pathways-MDD?metric=GP404C)

Note: The Top in State benchmark is not available for this metric.

Full Time in the Selected Year

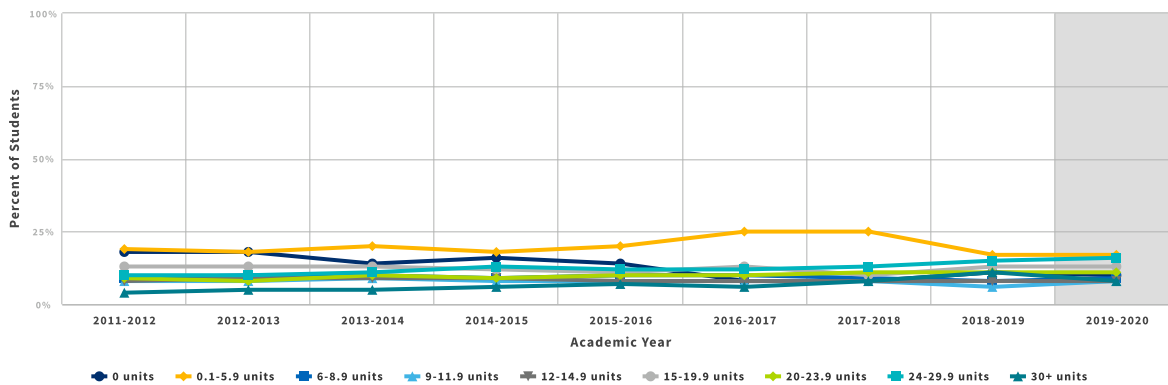
Among students in the first-time fall cohort, the proportion who are enrolled full time in all primary terms in their first full academic year of enrollment



Source: Chancellor's Office Management Information System
 Technical Definition (/Launchboard/Guided-Pathways-MDD?metric=GP214C)

Successfully Completed Semester Unit Thresholds in the Selected Year

Among all students in the cohort, the proportion who successfully completed degree-applicable semester unit thresholds in the selected year



Source: Chancellor's Office Management Information System
 Technical Definition (/Launchboard/Guided-Pathways-MDD?metric=GP405C)

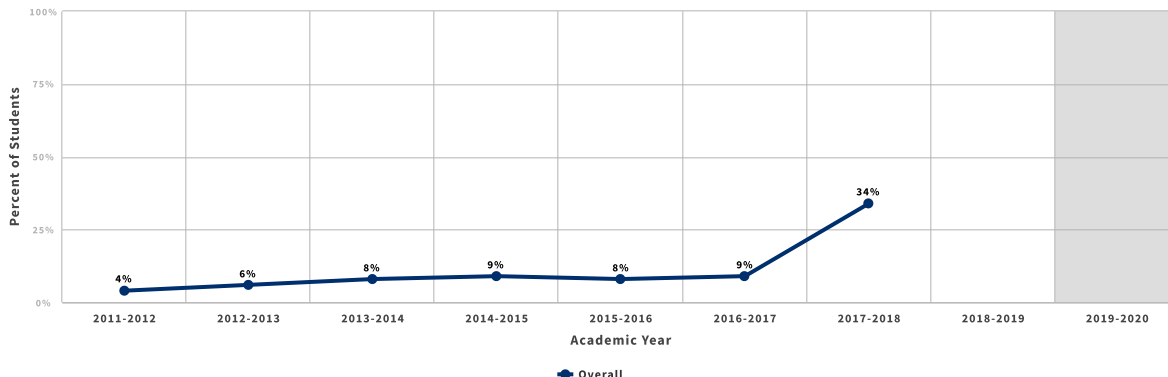
Note: The Top in State benchmark is not available for this metric.



METRICS UNDER DEVELOPMENT

Completed Both Transfer-Level Math and English (Expanded)

Among students in the first-time fall cohort, the proportion who completed both transfer-level math and English in their first academic year of credit enrollment from their first term within the district allowing for students who enrolled in credit ESL to complete transfer-level math and English within three complete years from first term

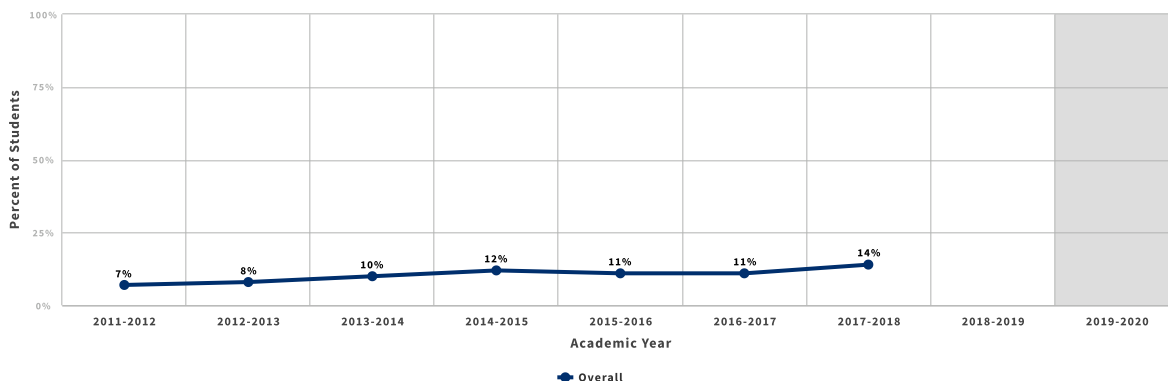


Source: Chancellor's Office Management Information System
Technical Definition (/Launchboard/Guided-Pathways-MDD?metric=GP541C)

Note: The new Completed Transfer-Level Math and English (expanded view) counts students who complete within one year from their first term of non-special admit enrollment while Credit ESL students can complete within three years from their first term of enrollment. Therefore, data is only displayed when the timeframe allowed to meet the outcome of the metric is complete. If you have any feedback or questions on this metric under development, please email launchboard@ccccc.edu.

Completed Transfer-Level Math (Expanded)

Among students in the first-time fall cohort, the proportion who completed transfer-level math in their first academic year of credit enrollment from their first term within the district allowing for students who ever enrolled in credit ESL to complete transfer-level math and English within three complete years from first term



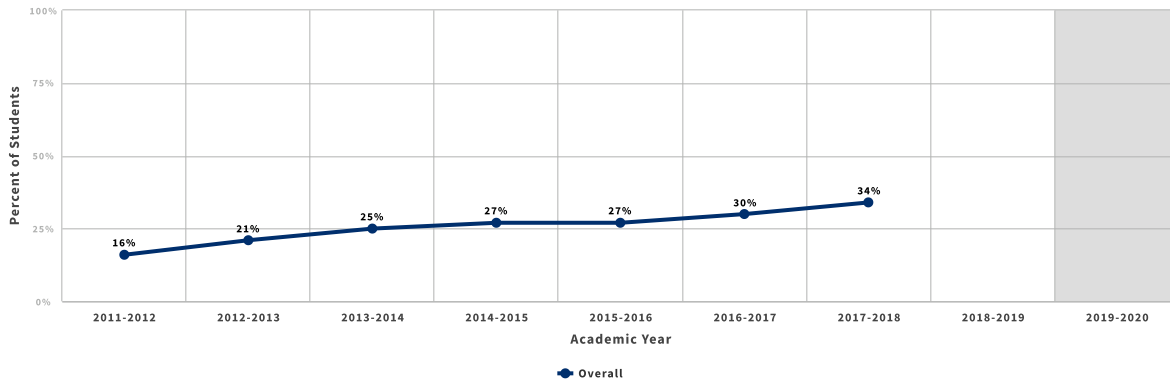
Source: Chancellor's Office Management Information System
Technical Definition (/Launchboard/Guided-Pathways-MDD?metric=GP542C)

Note: The new Completed Transfer-Level Math and English (expanded view) counts students who complete within one year from their first term of non-special admit enrollment while Credit ESL students can complete within three years from their first term of enrollment. Therefore, data is only displayed when the timeframe allowed to meet the outcome of the metric is complete. If you have any feedback or questions on this metric under development, please email launchboard@ccccc.edu.

Completed Transfer-Level English (Expanded)

Among students in the first-time fall cohort, the proportion who completed transfer-level English in their first academic year of credit enrollment from their first term within the district allowing for students who ever enrolled in credit ESL to complete transfer-level math and English within three complete years from first term





Source: Chancellor's Office Management Information System
Technical Definition ([/Launchboard/Guided-Pathways-MDD?metric=GP543C](#))

Note: The new Completed Transfer-Level Math and English (expanded view) counts students who complete within one year from their first term of non-special admit enrollment while Credit ESL students can complete within three years from their first term of enrollment. Therefore, data is only displayed when the timeframe allowed to meet the outcome of the metric is complete. If you have any feedback or questions on this metric under development, please email launchboard@ccccc.edu.

If you have any questions or feedback, please email launchboard@ccccc.edu (<mailto:launchboard@ccccc.edu>).

Click Here to View Resources (<https://launchboard-resources.wested.org/>)

▼ Click here to find out more about the data in the Guided Pathways Dashboard

