



The Strong Workforce Program Dashboard provides annual results, disaggregated data, and benchmarking information for metrics associated with the Strong Workforce Program and students enrolled in career and technical education (CTE) programs.

The Office of Research, Planning & Institutional Effectiveness has included example datasets in this document. Users are highly encouraged to visit the CCCCO and Cal PASS-Plus LaunchBoard [Strong Workforce Program Dashboard \(located here\)](#) to explore the most current data disaggregated by age group, gender, race/ethnicity, and economic status (as available), as well as comparisons between our District and Statewide, Macroregion, and Microregion data.

The Strong Workforce Program Dashboard Information is based on students who took one or more courses in the selected CTE program at a community college. You can view detailed comparisons between locales and programs or sectors, and the displayed data can be exported in csv format. You can filter data by selecting from the following criteria:

- Locale: You can view data at the college, district, microregion, macroregion, or statewide level
 - For COS data select District (Sequoias District) or College (College of the Sequoias)
 - Our Microregion is Southern Central Valley-Mother Lode
 - Our Macroregion is Central-Mother Lode
- Program: You can view data for All CTE programs, individual sectors, or individual programs based on TOP6 or TOP4 codes.
- Academic Year: There are 9 years of data (2011-12 through 2019-20)
- Using the “Drill Down” filter, you can view data disaggregated for most metrics by benchmarks (comparison to State, Macroregion, and Microregion), trend over time, gender, race/ethnicity, age group or economic status.

Strong Workforce Program

Interested in how the data is calculated?
See the Metric Definition Dictionary (/Launchboard/SWP-MDD)

Statewide Macroregion Microregion District

College

Sequoias District

Program or Sector

All CTE Programs

Year

2019-2020

Drill Down

Time Trend

COMPARISON

VIEW

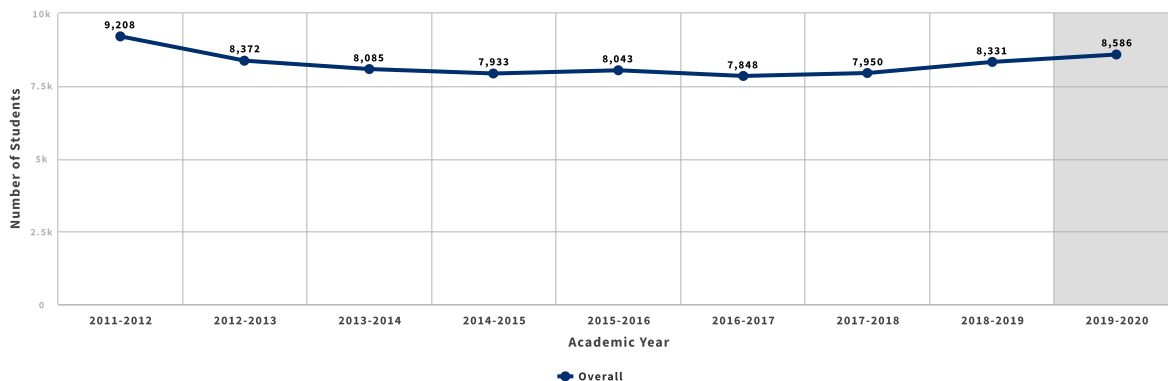
Viewing Data for: Sequoias District, All CTE Programs

Note: In consideration of the economic conditions that resulted from the Covid-19 Pandemic which directly impacted the SWP formula factors (Unemployment Rate, CTE FTES, and Job Openings), the Chancellor's Office has elected to calculate both the 2021-22 Base Allocation and 17% Incentive Funding using the same data factors as Fiscal Year 2020-21 with the goal of funding stability to colleges. Therefore, the metric values displayed on the SWP dashboard for the latest year available were not used in the calculation of the 17% SWP Incentive Funding local or regional allocations for 2021-22.

Export Data to CSV

Strong Workforce Program Students

All students who took at least 0.5 units in any single credit course or who had at least 12 positive attendance hours in any noncredit course(s) in the selected year or who enrolled in noncredit course(s) in Spring 2020 and who enrolled on a TOP code that is assigned to a vocational industry sector in the selected year

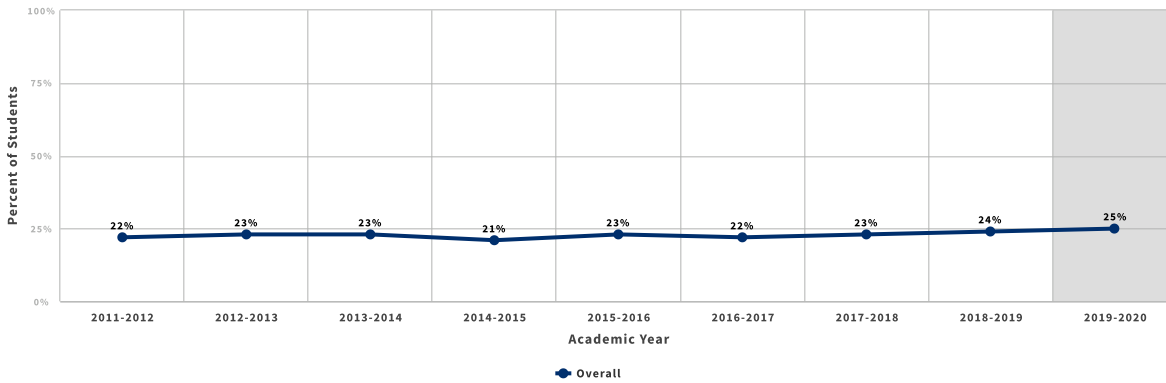


Source: Chancellor's Office Management Information System
Technical Definition (/Launchboard/SWP-MDD?metric=SW122)

SWP Students Who Earned 9 or More Career Education Units in the District in a Single Year

Among all Strong Workforce Program students, the proportion who successfully completed nine or more career education semester units in the selected year within a single district

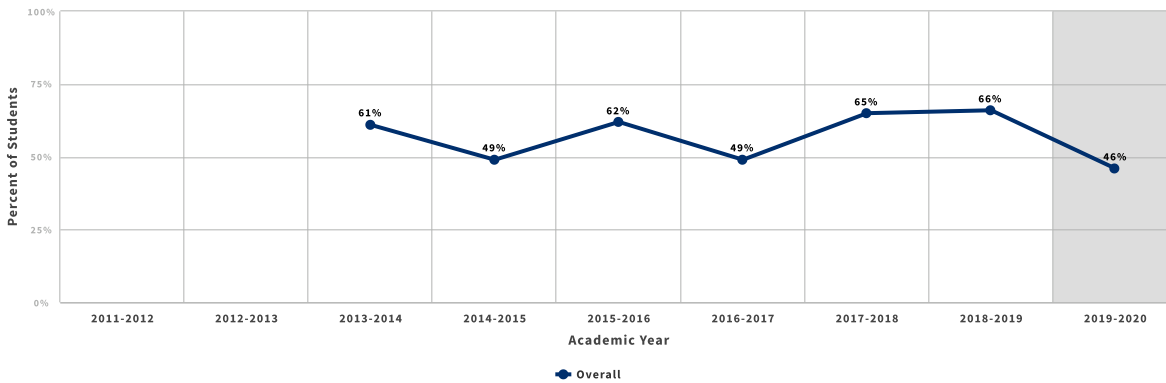




Source: Chancellor's Office Management Information System
 Technical Definition (/Launchboard/SWP-MDD?metric=SW402)

SWP Students Who Completed a Noncredit CTE or Workforce Preparation Course

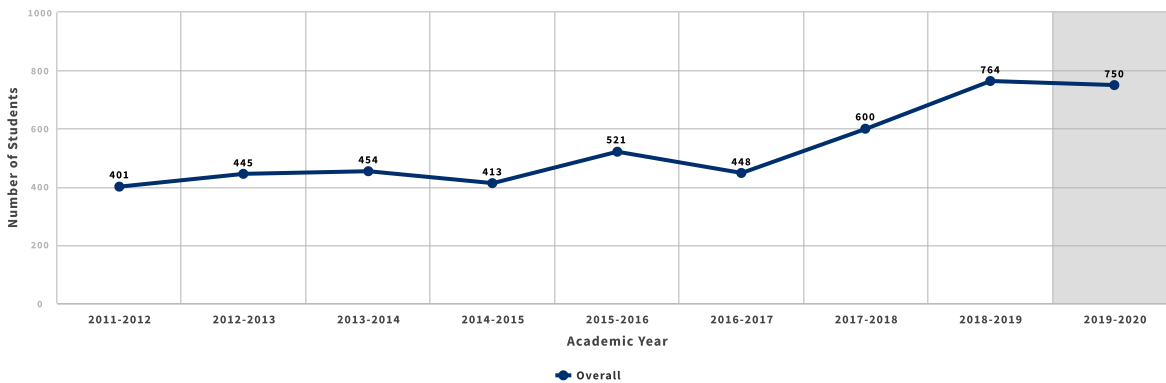
Among all students with a noncredit enrollment on a CTE TOP code or a noncredit enrollment in a workforce preparation course, the proportion who completed a noncredit CTE or workforce preparation course or had 48 or more contact hours in a noncredit CTE or workforce preparation course(s) in the selected year



Source: Chancellor's Office Management Information System
 Technical Definition (/Launchboard/SWP-MDD?metric=SW403)

SWP Students Who Earned a Degree or Certificate or Attained Apprenticeship Journey Status

Number of unduplicated Strong Workforce Program students who earned a noncredit certificate, Chancellor's Office approved certificate, associate degree, and/or CCC baccalaureate degree on a TOP code assigned to a vocational sector and who were enrolled in the district on any TOP code in the selected year or who attained apprenticeship journey status on a vocationally flagged TOP code in the selected year and who were enrolled at any community college at the start of the apprenticeship program on a vocationally flagged TOP code

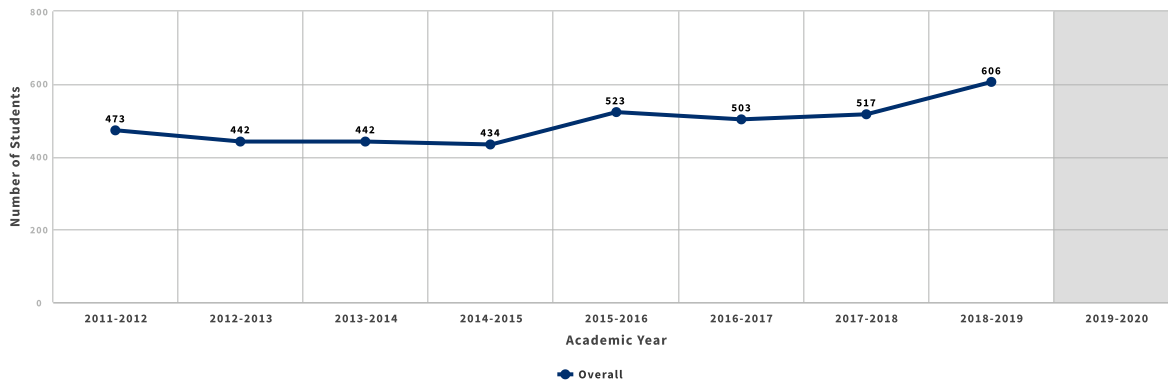


Source: Chancellor's Office Management Information System, Department of Apprenticeship Standards
 Technical Definition (/Launchboard/SWP-MDD?metric=SW632)



SWP Students Who Transferred to a Four-Year Postsecondary Institution

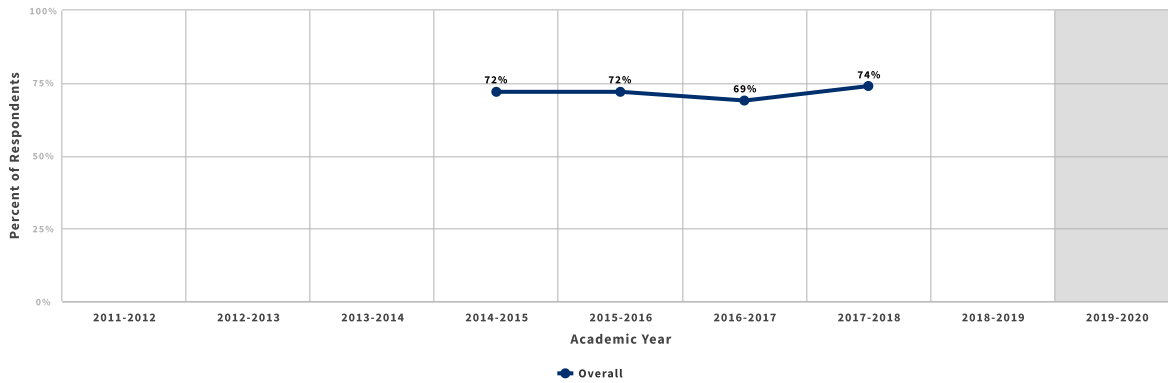
Among SWP students who earned 12 or more units at any time and at any college at any time up to and including the selected year and who exited the community college system, the number of students who enrolled in any four-year postsecondary institution in the subsequent year



Source: Chancellor's Office Management Information System, National Student Clearing House, CSU/UC Match
 Technical Definition (/Launchboard/SWP-MDD?metric=SW620)

SWP Students with a Job Closely Related to Their Field of Study

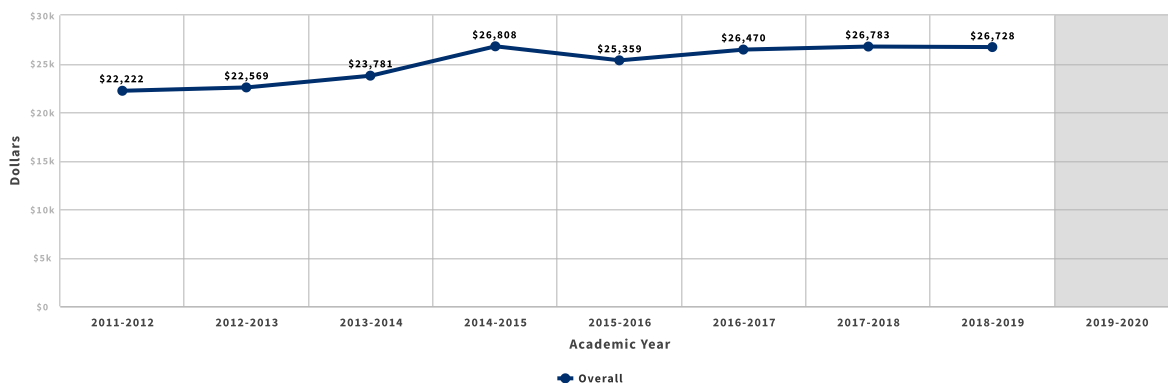
Among students who responded to the CTE Outcomes Survey and did not transfer to any postsecondary institution, the proportion who reported that they are working in a job very closely or closely related to their field of study



Source: Chancellor's Office Management Information System, CTE Outcomes Survey, National Student Clearinghouse, CSU/UC Cohort Match
 Technical Definition (/Launchboard/SWP-MDD?metric=SW701)

Median Annual Earnings for SWP Exiting Students

Among students who exited the community college system and who did not transfer to any postsecondary institution, median earnings following the academic year of exit



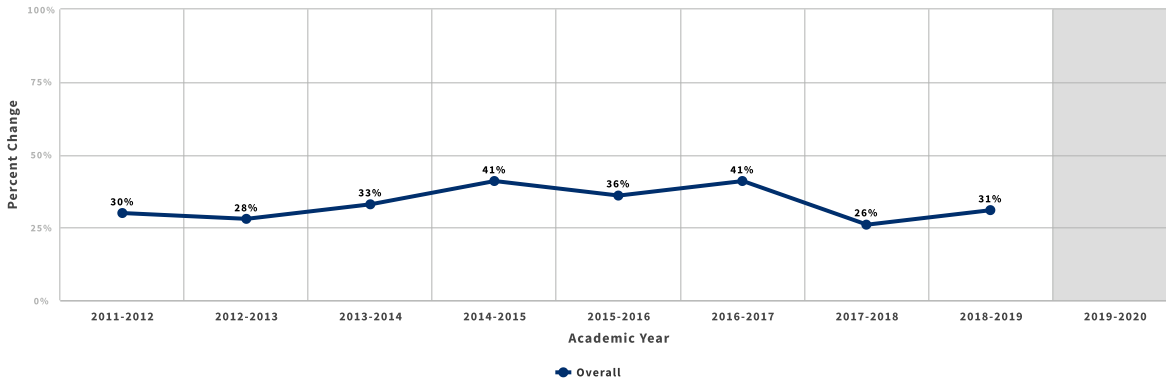
Source: Chancellor's Office Management Information System, Employment Development Department Unemployment Insurance Dataset, National Student Clearinghouse, CSU/UC Match



Technical Definition (/Launchboard/SWP-MDD?metric=SW800)

Median Change in Earnings for SWP Exiting Students

Among Strong Workforce Program students who exited and who did not transfer to any postsecondary institution, median change in earnings between the second quarter prior to the beginning of the academic year of entry (for the first time ever as a non-Special Admit or return to any community college after an absence of one or more academic years) and the second quarter after the end of the academic year of exit from the last college attended

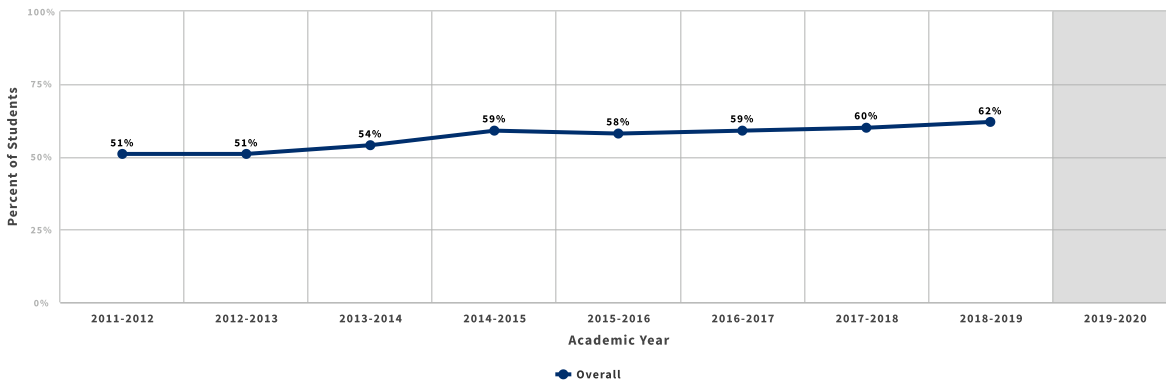


Source: Chancellor's Office Management Information System, Employment Development Department Unemployment Insurance Dataset, National Student Clearinghouse, CSU/UC Match

Technical Definition (/Launchboard/SWP-MDD?metric=SW801)

SWP Exiting Students Who Attained the Living Wage

Among students who exited college and did not transfer to any postsecondary institution, the proportion who attained the district county living wage for a single adult measured immediately following academic year of exit



Source: Chancellor's Office Management Information System, Employment Development Department Unemployment Insurance Dataset, National Student Clearinghouse, CSU/UC Match, Insight Center for Community Economic Development

Technical Definition (/Launchboard/SWP-MDD?metric=SW802)

If you have any questions or feedback, please email launchboard@cccoco.edu (mailto:launchboard@cccoco.edu).

Click here to find out more about the data in the Strong Workforce Program Dashboard

