



California
Community
Colleges

Student Success Metrics

To provide a holistic approach to the California community colleges' work on student success, the Chancellor's Office worked with a broadly representative group of practitioners to develop [Student Success Metrics](#). Organized around common goals such as adult education/ESL, short-term career education, and degree/transfer, the metrics capture progression along students' educational journey from recruitment to completion, transfer, and the workforce. [Student Success Metrics](#) pinpoint critical milestones and accomplishments that align with the Vision for Success and the Student Centered Funding Formula, and integrate metrics associated with various initiatives and funding streams.

The Office of Research, Planning & Institutional Effectiveness has selected a few of these data metrics to conduct analysis, and make observations for illustrative purposes. The example datasets and their observations are included in the COS Giant Fact Book. Users are encouraged to visit the [Student Success Metrics Data Dashboard](#) to review additional metrics, which can be disaggregated by several variables including but not limited to race/ethnicity, gender, age, financial aid status, first-generation, disability, veteran, LGBT, etc.

The following data has been disaggregated by LGBT status. Please note that groups less than 10 are masked (combined) or not displayed.

Go Back



Student Success Metrics

- Changes in metric definitions for the April 2023 release (<https://launchboard-resources.wested.org/resources/197>)
- Learn how the metrics are calculated (/Launchboard/Student-Success-Metrics-MDD)

Journey Type

All Students

Statewide

Macroregion

Microregion

District

College

Sequoias District

Academic Year

2021-2022

Drill Down

LGBT

VIEWING

Viewing Data for: All Students, Sequoias District, 2021-2022

Successful Enrollment Student Type Learning Progress Momentum Success Employment Earnings Metrics Under Development

Export Data to CSV

SUCCESSFUL ENROLLMENT

Note: Since the Successful Enrollment has been added to the Cohort View with the default view not displaying this metric, this metric will also not be displayed in the Snapshot View as the default.

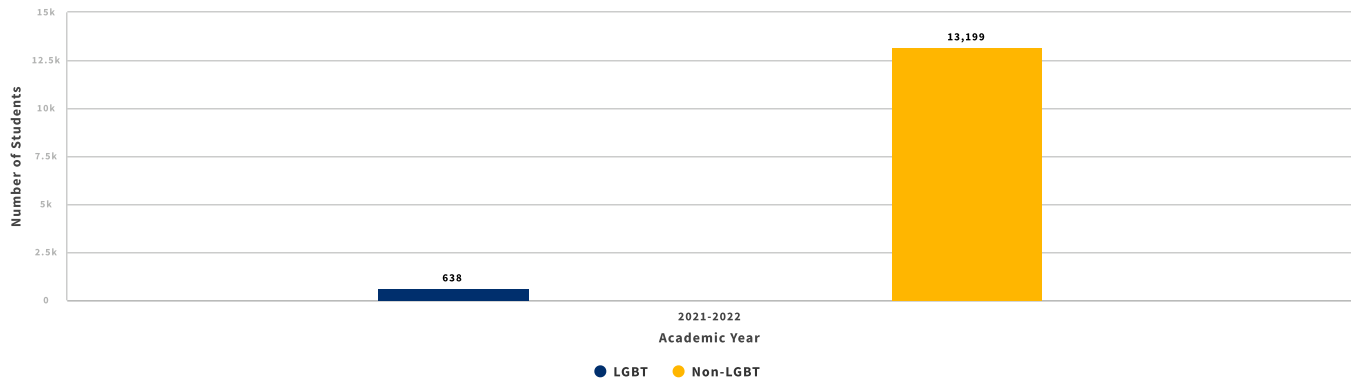
Display Metric

STUDENT TYPE

All Students

All students who had an enrollment as a non-special admit student in at least one term of the selected year





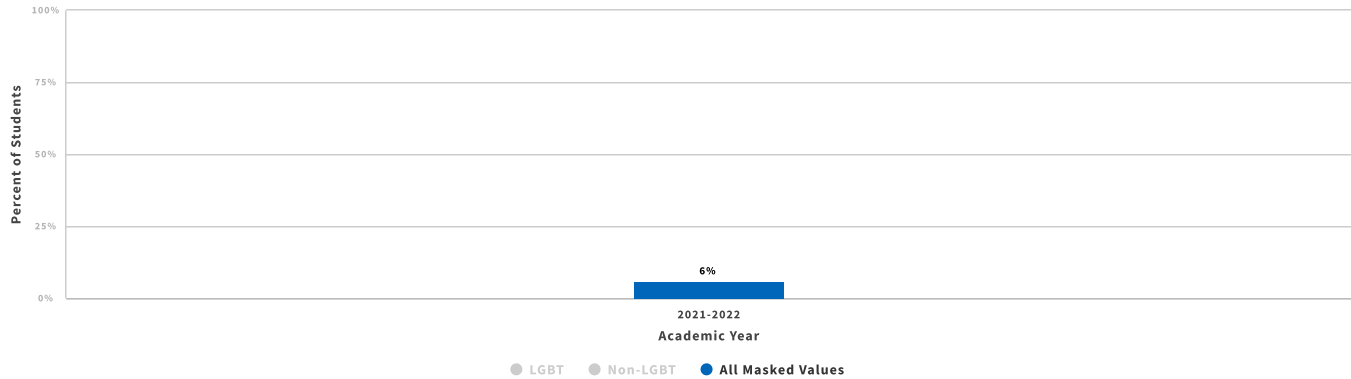
Source: Chancellor's Office Management Information System

Technical Definition (/Launchboard/Student-Success-Metrics-MDD?metric=SM122)

LEARNING PROGRESS

Skills Gain

Among students in selected student journey, the percentage who had one or more skills gains, measured by advancing one or more CB21 or SA07 levels or by improving one or more educational functioning levels in the selected year



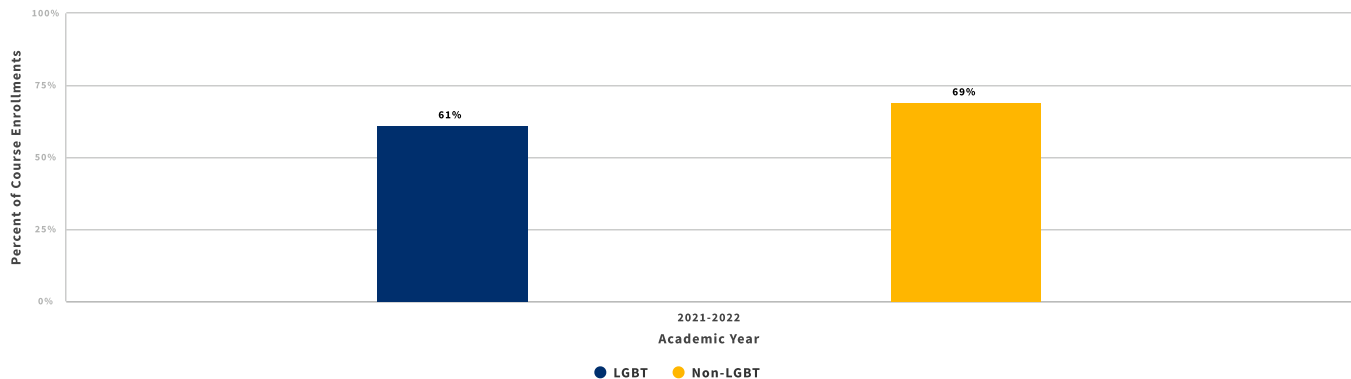
Groups with fewer than ten people or missing information are summed together and displayed in the "All Masked Values" for Suppression and Complementary Suppression purposes in accordance with FERPA. Under Complementary Suppression circumstances, the "All Masked Values" bar may represent a larger group together with small groups with <10 students. "All Masked Values" in this chart includes subgroups: LGBT, and Non-LGBT.

Source: Chancellor's Office Management Information System

Technical Definition (/Launchboard/Student-Success-Metrics-MDD?metric=SM400SW)

Course Success Rate

Among enrollments by students in selected student journey, the course success rate in the selected year



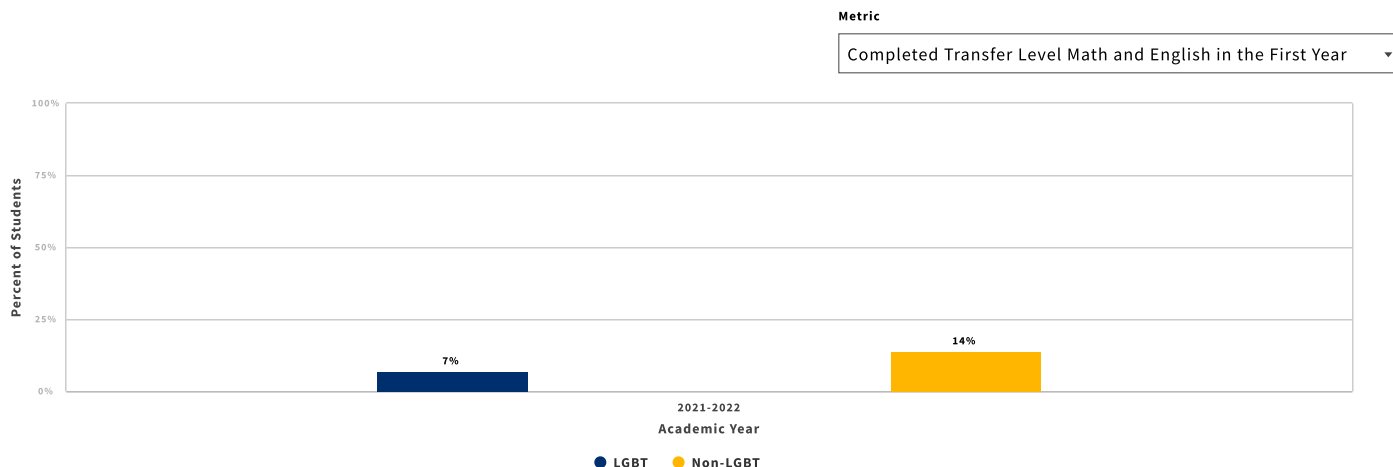
Source: Chancellor's Office Management Information System

Technical Definition (/Launchboard/Student-Success-Metrics-MDD?metric=SM408Sx)

Note: More students received "EW" or Excused Withdrawal grades starting in Spring 2020 as a result of the COVID-19 pandemic. Those grades are excluded from the denominator of success rates to maintain alignment with Datamart. As a result, course success rates may be higher in 2020, 2021 and 2022 than in prior years. Included and excluded EWs should be carefully examined locally to more completely understand course performance in Spring 2020 and all terms in 2020-21 and 2021-22.

Completed Transfer-Level Math and English

Among students in selected student journey, the proportion who completed transfer-level math and English in their first academic year of credit enrollment within the district



Viewing: Completed Transfer Level Math and English in the First Year

Source: Chancellor's Office Management Information System

Technical Definition (/LaunchBoard/Student-Success-Metrics-MDD?metric=SM504SW)

Note: Explore an expanded definition of the Completed Transfer-Level Math and English metric in the Metrics Under Development section.

MOMENTUM

Completed a Level of Education

Among students in selected student journey who were enrolled in noncredit adult basic education or noncredit English as a Second Language in the selected year, the proportion who completed one or more levels of adult education by transitioning from ABE or ESL to adult secondary education in the selected year or subsequent year for the first time ever at any institution

Due to allowing students an additional year to meet this outcome, data will not be available for the most recent year available on the dashboard. Please select an earlier year. Learn more about suppression and complementary suppression here (/Launchboard/Suppression).

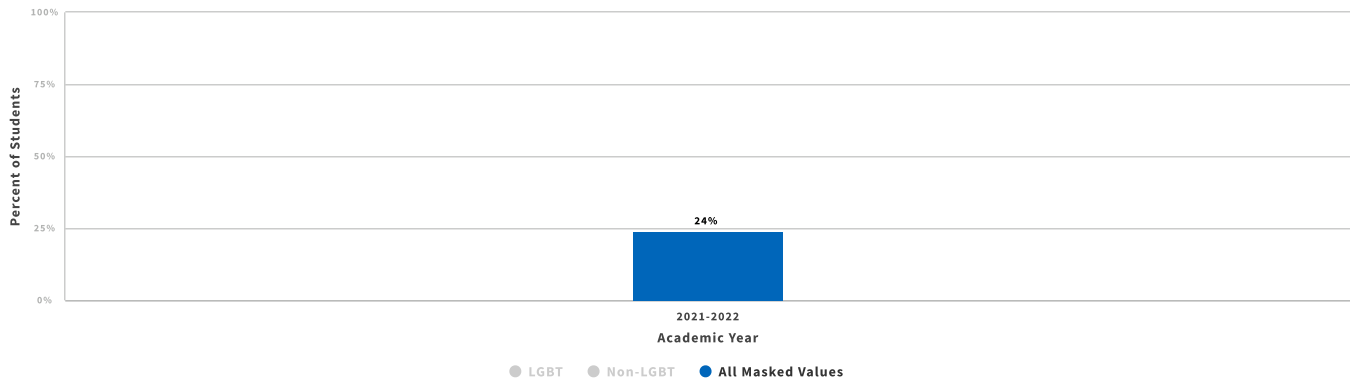
Source: Chancellor's Office Management Information System

Technical Definition (/Launchboard/Student-Success-Metrics-MDD?metric=SM500SW)

Completed a Noncredit CTE or Workforce Preparation Course

Among all students with a noncredit enrollment on a CTE TOP code or a noncredit enrollment in a workforce preparation course, the proportion who completed a noncredit career education or workforce preparation course or had 48 or more contact hours in noncredit career education course(s) or workforce preparation course(s) in the selected year





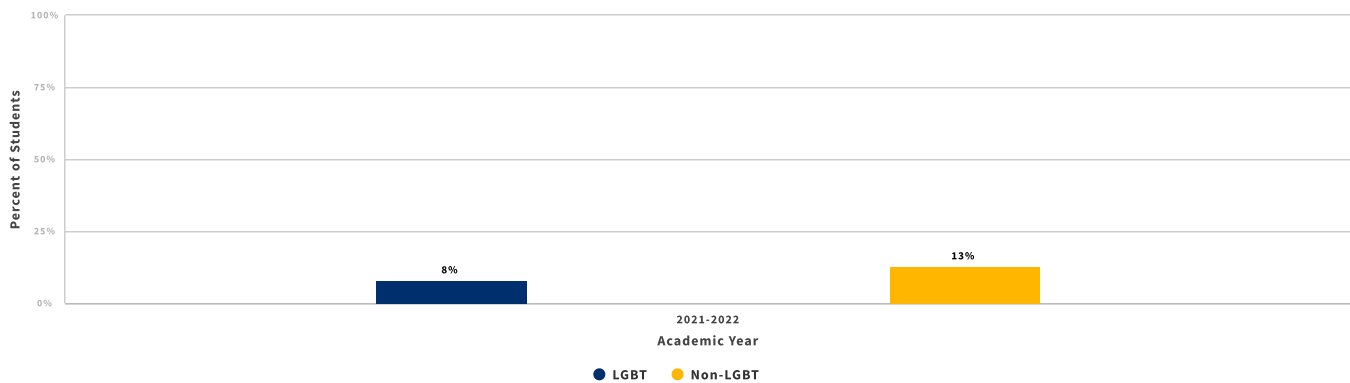
Groups with fewer than ten people or missing information are summed together and displayed in the "All Masked Values" for Suppression and Complementary Suppression purposes in accordance with FERPA. Under Complementary Suppression circumstances, the "All Masked Values" bar may represent a larger group together with small groups with <10 students. "All Masked Values" in this chart includes subgroups: LGBT, and Non-LGBT.

Source: Chancellor's Office Management Information System

Technical Definition (/Launchboard/Student-Success-Metrics-MDD?metric=SM403SW)

Earned 9+ Career Education Units

Among students in selected student journey, the proportion who successfully completed nine or more career education semester units in the selected year within the district

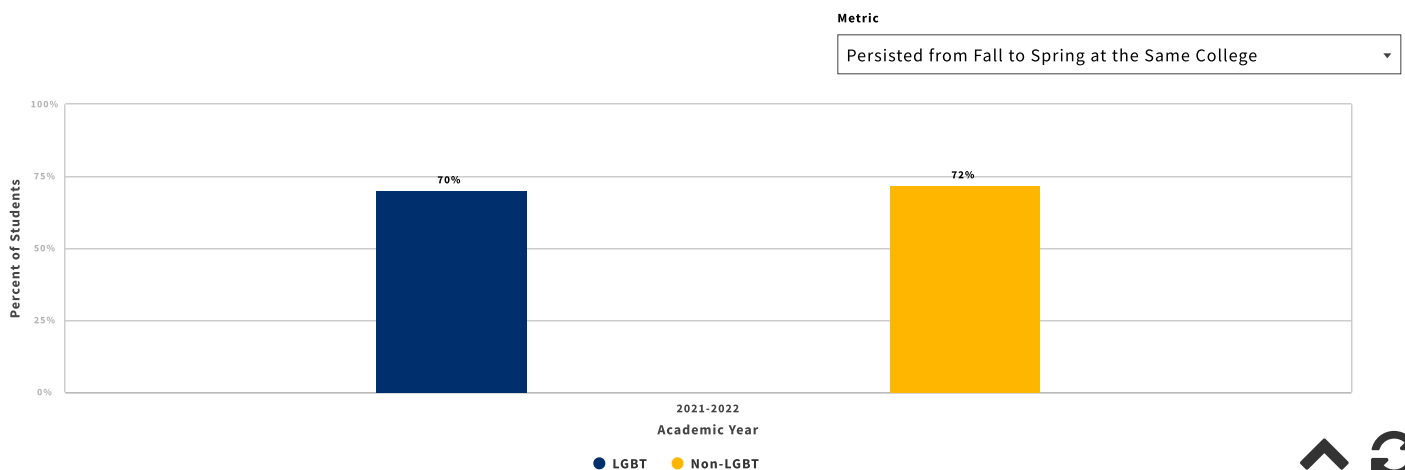


Source: Chancellor's Office Management Information System

Technical Definition (/Launchboard/Student-Success-Metrics-MDD?metric=SM402SW)

Persisted from Fall to Spring

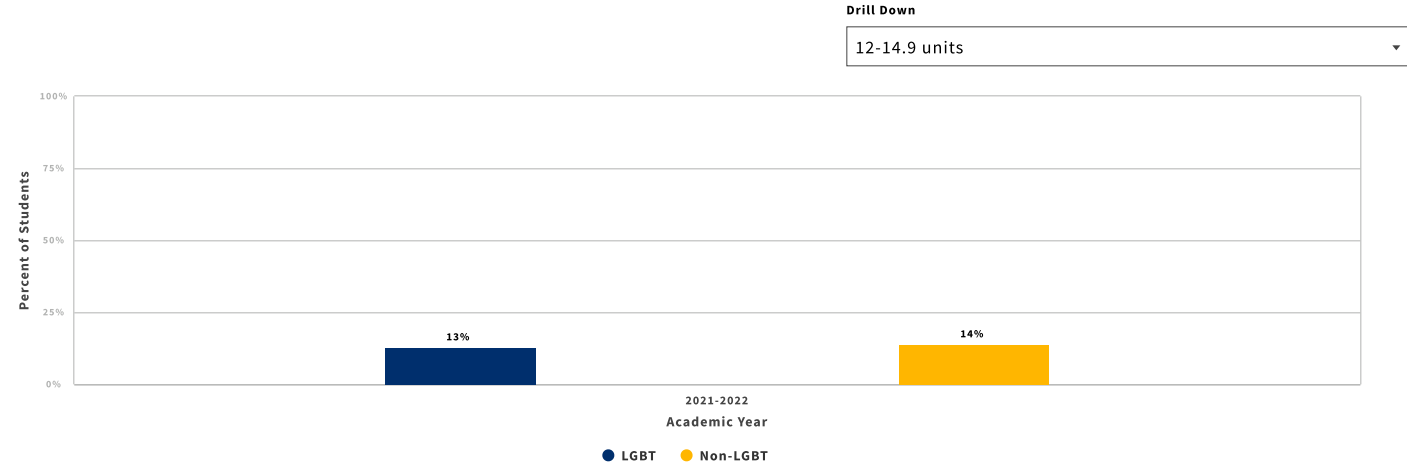
Among students in selected student journey, the proportion who enrolled in fall and spring terms in the selected year, excluding students who completed an award or transferred to a postsecondary institution



Viewing: Persisted from Fall to Spring at the Same College
Source: Chancellor's Office Management Information System, National Student Clearinghouse, CSU/UC Cohort Match
Technical Definition (/LaunchBoard/Student-Success-Metrics-MDD?metric=SM424SW)

Successfully Completed Unit Thresholds in the Fall Term

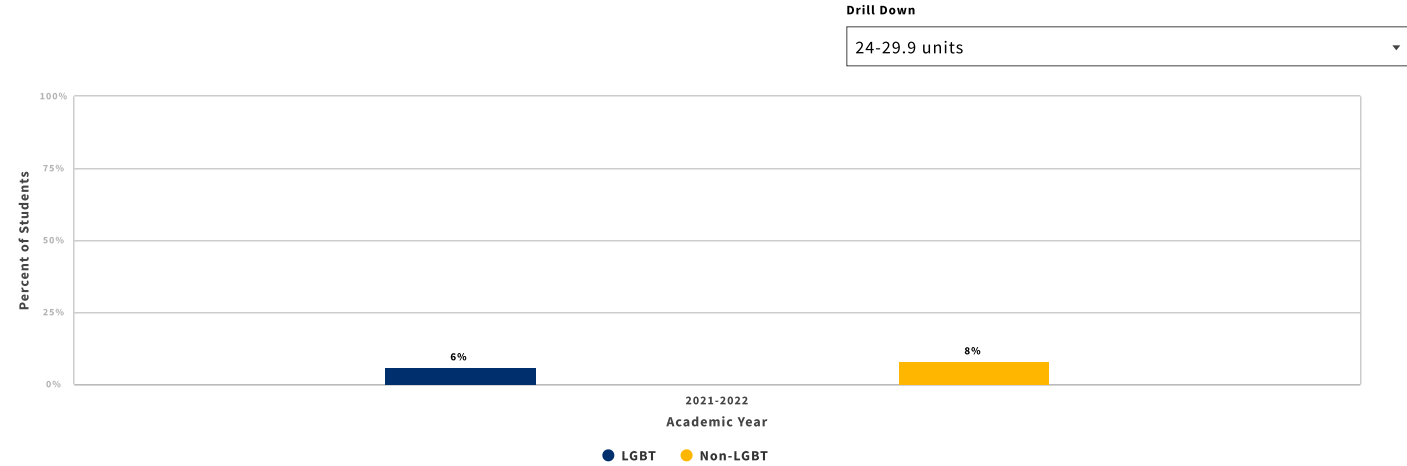
Among students in selected student journey, the proportion who successfully completed degree-applicable unit thresholds in the fall term of the selected year at any college



Viewing: 12-14.9 units
Source: Chancellor's Office Management Information System
Technical Definition (/LaunchBoard/Student-Success-Metrics-MDD?metric=SM404SW)

Successfully Completed Semester Unit Thresholds in the Academic Year

Among students in selected student journey, the proportion who successfully completed degree-applicable semester unit thresholds in the selected year at any college



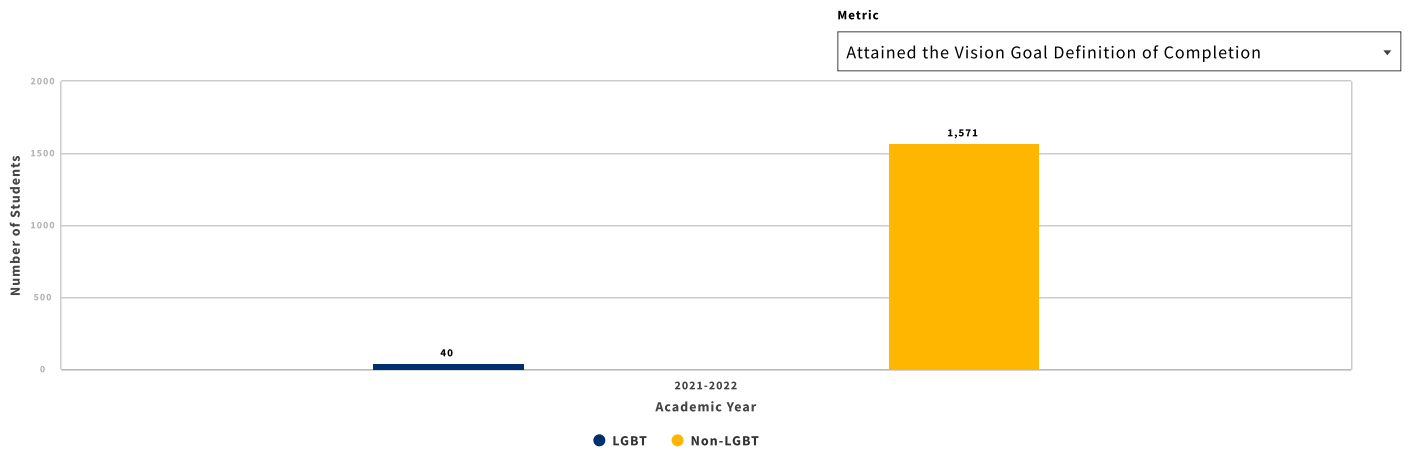
Viewing: 24-29.9 units
Source: Chancellor's Office Management Information System
Technical Definition (/LaunchBoard/Student-Success-Metrics-MDD?metric=SM405SW)

SUCCESS

Transitioned to Postsecondary or Earned an Award

Among students in selected student journey, the number of students who earned various types of awards in the selected year or attained apprenticeship journey status and the number of adult basic education, adult secondary education, and English as a Second Language students who enrolled in either a noncredit career education course or any college level credit course in the selected or subsequent year





Viewing: Attained the Vision Goal Definition of Completion

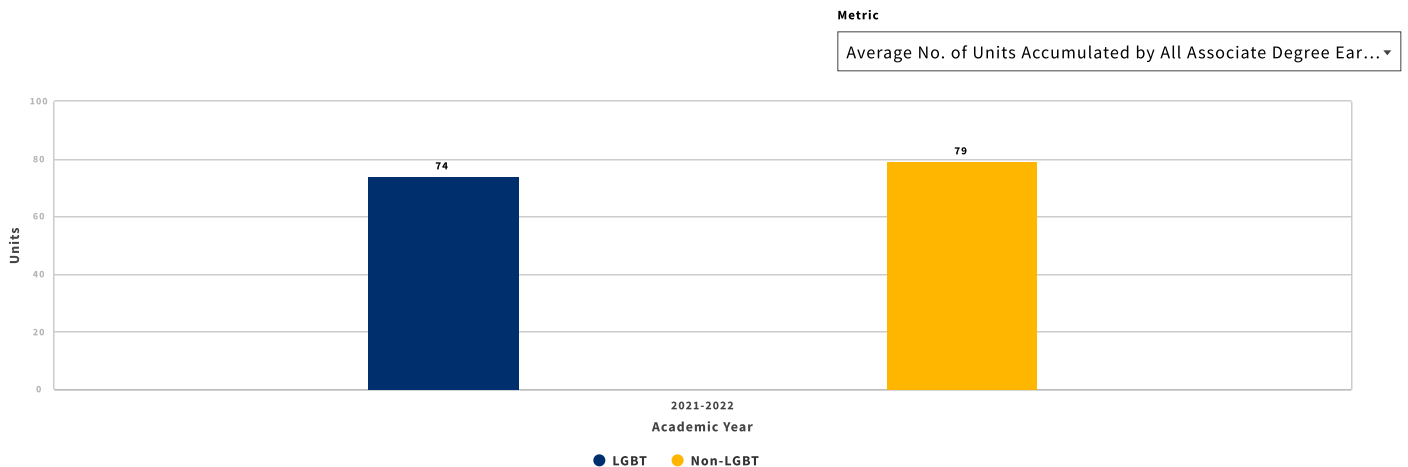
Source: Chancellor's Office Management Information System, Chancellor's Office Curriculum Inventory, Department of Apprenticeship Standards

Technical Definition (/LaunchBoard/Student-Success-Metrics-MDD?metric=SM600SW)

Note: When interpreting percentages displayed in the hover over for completion and transfer, please take into consideration that the denominator encompasses all students included in the Student Journey selection made. Therefore, if "All Students" is selected above, then students with different educational goals and course-taking patterns in the SSM dashboard are included in the denominator.

Average No. of Units Accumulated by All First Time Associate Degree Earners

Among students in the selected student journey who were enrolled and who earned an associate degree for the first time in the selected year, the average number of semester units in the California community college system earned up to and including the selected year



Viewing: Average No. of Units Accumulated by All Associate Degree Earners

Source: Chancellor's Office Management Information System

Technical Definition (/LaunchBoard/Student-Success-Metrics-MDD?metric=SM621SW)

Transferred to a Four-Year Institution

Among students in selected student journey, the number of students who earned 12 or more units at any time and at any college up to and including the selected year, who exited the community college system, and who enrolled in a four-year institution in the selected year

Due to the need to verify that a student is no longer enrolled in the CA community college system, transfer information is not yet available.

Learn more about suppression and complementary suppression here (/Launchboard/Suppression).

Source: Chancellor's Office Management Information System, National Student Clearing House

Technical Definition (/Launchboard/Student-Success-Metrics-MDD?metric=SM622SW)



Note: When interpreting percentages displayed in the hover over for completion and transfer, please take into consideration that the denominator encompasses all students included in the Student Journey selection made. Therefore, if "All Students" is selected above, then students with different educational goals and course-taking patterns in the SSM dashboard are included in the denominator.

EMPLOYMENT

Became Employed

Among students in selected student journey who exited the community college system and did not transfer to any postsecondary institution, the proportion of students who were unemployed and became employed after exiting college

Due to the need to verify that a student is no longer enrolled in the CA community college system, employment information is not yet available. Learn more about suppression and complementary suppression here (</Launchboard/Suppression>).

Source: Chancellor's Office Management Information System, Employment Development Department Unemployment Insurance Wage File
Technical Definition (</Launchboard/Student-Success-Metrics-MDD?metric=SM700SW>)

Note: Employment metrics derived from the Employment Development Department's Unemployment Insurance wage file will lag by one year. Employment and earnings outcomes are only calculated for students who are no longer enrolled in any postsecondary institution. The metric is dependent on colleges reporting enrollments for the following year and on the Chancellor's Office matching student records with four-year institutions. Therefore, the metric on securing employment cannot be displayed for 2021-22.

Job Closely Related to Field of Study

Among CTE students in selected student journey who responded to the CTE Outcomes Survey and who did not transfer to any postsecondary institution, the proportion who reported that they are working in a job very closely or closely related to their field of study

Due to time lags in collecting CTE Outcomes Survey data, this information is not yet available. Learn more about suppression and complementary suppression here (</Launchboard/Suppression>).

Source: Chancellor's Office Management Information System, CTE Outcomes Survey, National Student Clearinghouse, CSU/UC Cohort Match
Technical Definition (</Launchboard/Student-Success-Metrics-MDD?metric=SM701SW>)

Note: Metrics derived from the CTE Outcomes Survey are delayed by two years. In addition to ensuring that students are no longer enrolled, the metric is dependent on students responding to the survey. Therefore, the metric for job closely related to field of study cannot be displayed for either 2020-21 or 2021-22.

EARNINGS

Median Annual Earnings

Among students in selected student journey who exited the community college system and who did not transfer to any postsecondary institution, median earnings following the academic year of exit

Due to the need to verify that a student is no longer enrolled in the CA community college system, earnings information is not yet available. Learn more about suppression and complementary suppression here (</Launchboard/Suppression>).

Source: Chancellor's Office Management Information System, Employment Development Department Unemployment Insurance Dataset, National Student Clearinghouse, CSU/UC Cohort Match



Technical Definition (/Launchboard/Student-Success-Metrics-MDD?metric=SM800SW)

Note: Earnings metrics derived from the Employment Development Department's Unemployment Insurance wage file will lag by one year. Employment and earnings outcomes are only calculated for students who are no longer enrolled in any postsecondary institution. The metric is dependent on colleges reporting enrollments for the following year and on the Chancellor's Office matching student records with four-year institutions. Therefore, the metrics on median earnings, change in earnings, and living wage attainment cannot be displayed for 2021-22.

Median Change in Earnings

Among students in selected student journey who exited the community college system and who did not transfer to any postsecondary institution, median change in earnings between the fiscal quarter two quarters prior to the academic year of entry and the fiscal quarter two quarters after the academic year of exit from the last college attended

Due to the need to verify that a student is no longer enrolled in the CA community college system, earnings information is not yet available.
Learn more about suppression and complementary suppression here (/Launchboard/Suppression).

Source: Chancellor's Office Management Information System, Employment Development Department Unemployment Insurance Dataset, National Student Clearinghouse, CSU/UC Cohort Match

Technical Definition (/Launchboard/Student-Success-Metrics-MDD?metric=SM801SW)

Note: Earnings metrics derived from the Employment Development Department's Unemployment Insurance wage file will lag by one year. Employment and earnings outcomes are only calculated for students who are no longer enrolled in any postsecondary institution. The metric is dependent on colleges reporting enrollments for the following year and on the Chancellor's Office matching student records with four-year institutions. Therefore, the metrics on median earnings, change in earnings, and living wage attainment cannot be displayed for 2021-22.

Attained the Living Wage

Among students in selected student journey who exited the community college system and who did not transfer to any postsecondary institution, the proportion who attained the district county living wage for a single adult measured immediately following the academic year of exit

Due to the need to verify that a student is no longer enrolled in the CA community college system, earnings information is not yet available.
Learn more about suppression and complementary suppression here (/Launchboard/Suppression).

Source: Chancellor's Office Management Information System, Employment Development Department Unemployment Insurance Dataset, National Student Clearinghouse, CSU/UC Cohort Match, Insight Center for Community Economic Development

Technical Definition (/Launchboard/Student-Success-Metrics-MDD?metric=SM802SW)

Note: Earnings metrics derived from the Employment Development Department's Unemployment Insurance wage file will lag by one year. Employment and earnings outcomes are only calculated for students who are no longer enrolled in any postsecondary institution. The metric is dependent on colleges reporting enrollments for the following year and on the Chancellor's Office matching student records with four-year institutions. Therefore, the metrics on median earnings, change in earnings, and living wage attainment cannot be displayed for 2021-22.

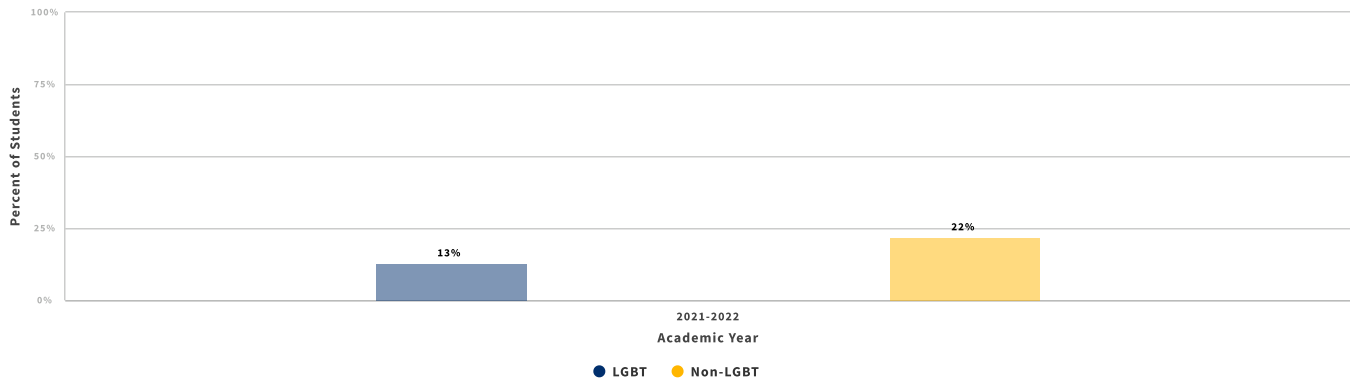
METRICS UNDER DEVELOPMENT

Completed Transfer-Level Math and English (Expanded)

Among students in selected student journey, the proportion who completed transfer-level math and/or English in their first academic year of credit enrollment from their first term within the district allowing for students who enrolled in credit ESL to complete transfer-level math and English within three complete years from first term

Metric

Completed Transfer Level Math and English (Expanded)



Viewing: Completed Transfer Level Math and English (Expanded)

Note: The data displayed in this chart are from an incomplete year of data.

Source: Chancellor's Office Management Information System

Technical Definition (/LaunchBoard/Student-Success-Metrics-MDD?metric=SM544SW)

Note: The Completed Transfer-Level Math and English (expanded view) counts students who complete within one year from their first term of enrollment while Credit ESL students can complete within three years from their first term of enrollment. Therefore, depending on the academic year as data becomes available, values and percentages for these metrics will update over time for incomplete years as more students complete within the applicable timeframes from their first enrollment.

If you have any questions or feedback, please email launchboard@cccco.edu (mailto:launchboard@cccco.edu).

Click Here to View Resources (https://launchboard-resources.wested.org/resources?t_id=all)

^ To Find Out More About the Data in the Student Success Metrics Dashboard

- Summary of Metrics by Journey Type (<https://launchboard-resources.wested.org/resources/181>)
- Alignment of Student Success Metrics to Other Initiatives (<https://launchboard-resources.wested.org/resources/182>)
- Metric Definition Dictionary for April 2023 SSM Release (/Launchboard/Student-Success-Metrics-MDD)
- Changes in Definitions on SSM April 2023 (<https://launchboard-resources.wested.org/resources/197>)
- Learn about differences between the Snapshot and Cohort Views (<https://launchboard-resources.wested.org/resources/186>)
- See which colleges are assigned to which district and regions (<https://launchboard-resources.wested.org/resources/187>)
- Learn how CTEOS data is incorporated into the LaunchBoard dashboards (<https://launchboard-resources.wested.org/resources/188>)
- 2022 SEP Data and DI Methodology FAQ updated for the 2023 data (<https://launchboard-resources.wested.org/resources/189>)
- LaunchBoard Data Suppression Rules Summary (/Launchboard/Suppression)
- Student goal information from CCC Apply updated on 01/16/2023
- Student goal, milestone and completion information from the Chancellor's Office Management Information System (MIS) last updated on 01/17/2023
- Chancellor's Office Curriculum Inventory file to identify Associate Degrees for Transfer provided by Chancellor's Office Management Information System on 01/17/2023
- Employment and earnings information from the Employment Development Department Unemployment Insurance (UI) wage file last updated on 01/17/2023
- Employment and earnings information from the CTE Outcomes Survey last updated on 03/30/2023
- Transfer to postsecondary information from the National Student Clearinghouse and CSU/UC match last updated on 01/17/2023
- Attainment of Apprenticeship Journey Status from the Department of Apprenticeship Standards last updated on 01/16/2023

