

CALIFORNIA COMMUNITY COLLEGES CHANCELLOR'S OFFICE

Quarterly Financial Status Report, CCFS-311Q

CERTIFY QUARTERLY DATA

[CHANGE THE PERIOD](#) ▼

Fiscal Year: 2021-2022

Quarter Ended: (Q2) Dec 31, 2021

District: (560) SEQUOIAS

Your Quarterly Data is Certified for this quarter.

Chief Business Officer**CBO Name:**

Ron Ballesteros-Perez

CBO Phone:

559-730-3734

CBO Signature:
Ron Ballesteros-Perez (Jan 26, 2022 08:44 PST)**Date Signed:****Chief Executive Officer Name:**

Brent Calvin

CEO Signature:
Brent Calvin (Jan 26, 2022 07:43 HST)**Date Signed:****Electronic Cert Date:**

01/26/2022

District Contact Person**Name:**

Vanessa Quintero

Title:

College Accountant

Telephone:

559-730-3791

Fax:

559-730-3894

E-Mail:

vanessaq@cos.edu

California Community Colleges, Chancellor's Office
Fiscal Services Unit
1102 Q Street, Suite 4550
Sacramento, California 95811

Send questions to:
ccfs311admin@cccco.edu

CALIFORNIA COMMUNITY COLLEGES CHANCELLOR'S OFFICE

Quarterly Financial Status Report, CCFS-311Q

[VIEW QUARTERLY DATA](#)
[CHANGE THE PERIOD](#) ▼

Fiscal Year: 2021-2022

Quarter Ended: (Q2) Dec 31, 2021

District: (560) SEQUOIAS

| Line | Description | As of June 30 for the fiscal year specified | | | |
|--|---|---|-------------------|-------------------|----------------------|
| | | Actual 2018-19 | Actual 2019-20 | Actual 2020-21 | Projected 2021-22 |
| Unrestricted General Fund Revenue, Expenditure and Fund Balance: | | | | | |
| A. | Revenues: | | | | |
| A.1 | Unrestricted General Fund Revenues (Objects 8100, 8600, 8800) | 71,351,062 | 77,561,721 | 79,041,375 | 83,475,723 |
| A.2 | Other Financing Sources (Object 8900) | 16,251 | 60,339 | 3,343,665 | 2,100,000 |
| A.3 | Total Unrestricted Revenue (A.1 + A.2) | 71,367,313 | 77,622,060 | 82,385,040 | 85,575,723 |
| B. | Expenditures: | | | | |
| B.1 | Unrestricted General Fund Expenditures (Objects 1000-6000) | 62,051,851 | 66,348,296 | 67,086,728 | 78,524,767 |
| B.2 | Other Outgo (Objects 7100, 7200, 7300, 7400, 7500, 7600) | 7,277,119 | 14,244,875 | 13,796,326 | 102,411 |
| B.3 | Total Unrestricted Expenditures (B.1 + B.2) | 69,328,970 | 80,593,171 | 80,883,054 | 78,627,178 |
| C. | Revenues Over(Under) Expenditures (A.3 - B.3) | 2,038,343 | -2,971,111 | 1,501,986 | 6,948,545 |
| D. | Fund Balance, Beginning | 19,832,805 | 21,857,616 | 21,870,666 | 23,691,661 |
| D.1 | Prior Year Adjustments + (-) | -13,532 | 2,984,161 | 319,008 | -11,083 |
| D.2 | Adjusted Fund Balance, Beginning (D + D.1) | 19,819,273 | 24,841,777 | 22,189,674 | 23,680,578 |
| E. | Fund Balance, Ending (C. + D.2) | 21,857,616 | 21,870,666 | 23,691,660 | 30,629,123 |
| F.1 | Percentage of GF Fund Balance to GF Expenditures (E. / B.3) | 31.5% | 27.1% | 29.3% | 39% |

II. Annualized Attendance FTES:

| | | Actual 2018-19 | Actual 2019-20 | Actual 2020-21 | Projected 2021-22 |
|-----|---|-------------------|-------------------|-------------------|----------------------|
| G.1 | Annualized FTES (excluding apprentice and non-resident) | 10,274.00 | 10,444.00 | 9,364.22 | 9,126.82 |

III. Total General Fund Cash Balance (Unrestricted and Restricted)

| | | As of the specified quarter ended for each fiscal year | | | |
|-----|--------------------------------|--|------------|------------|------------|
| | | 2018-19 | 2019-20 | 2020-21 | 2021-22 |
| H.1 | Cash, excluding borrowed funds | | 30,116,909 | 39,017,708 | 39,391,723 |
| H.2 | Cash, borrowed funds only | | 0 | 0 | 0 |

| | | | | | |
|-----|-----------------------|------------|------------|------------|------------|
| H.3 | Total Cash (H.1+ H.2) | 27,801,807 | 30,116,909 | 39,017,708 | 39,391,723 |
|-----|-----------------------|------------|------------|------------|------------|

IV. Unrestricted General Fund Revenue, Expenditure and Fund Balance:

| Line | Description | Adopted Budget (Col. 1) | Annual Current Budget (Col. 2) | Year-to-Date Actuals (Col. 3) | Percentage (Col. 3/Col. 2) |
|------|---|-------------------------|--------------------------------|-------------------------------|----------------------------|
| I. | Revenues: | | | | |
| I.1 | Unrestricted General Fund Revenues (Objects 8100, 8600, 8800) | 82,368,632 | 83,475,723 | 43,784,927 | 52.5% |
| I.2 | Other Financing Sources (Object 8900) | 800,000 | 2,100,000 | 1,523,967 | 72.6% |
| I.3 | Total Unrestricted Revenue (I.1 + I.2) | 83,168,632 | 85,575,723 | 45,308,894 | 52.9% |
| J. | Expenditures: | | | | |
| J.1 | Unrestricted General Fund Expenditures (Objects 1000-6000) | 76,457,002 | 78,524,767 | 37,553,479 | 47.8% |
| J.2 | Other Outgo (Objects 7100, 7200, 7300, 7400, 7500, 7600) | 102,411 | 102,411 | 3,874 | 3.8% |
| J.3 | Total Unrestricted Expenditures (J.1 + J.2) | 76,559,413 | 78,627,178 | 37,557,353 | 47.8% |
| K. | Revenues Over(Under) Expenditures (I.3 - J.3) | 6,609,219 | 6,948,545 | 7,751,541 | |
| L | Adjusted Fund Balance, Beginning | 23,680,578 | 23,680,578 | 23,680,578 | |
| L.1 | Fund Balance, Ending (C. + L.2) | 30,289,797 | 30,629,123 | 31,432,119 | |
| M | Percentage of GF Fund Balance to GF Expenditures (L.1 / J.3) | 39.6% | 39% | | |

V. Has the district settled any employee contracts during this quarter?**NO****VI. Did the district have significant events for the quarter (include incurrence of long-term debt, settlement of audit findings or legal suits, significant differences in budgeted revenues or expenditures, borrowing of funds (TRANS), issuance of COPs, etc.)?****NO**

If yes, list events and their financial ramifications. (Enter explanation below, include additional pages if needed.)

VII. Does the district have significant fiscal problems that must be addressed?**This year?
Next year?****NO
NO**

If yes, what are the problems and what actions will be taken? (Enter explanation below, include additional pages if needed.)









311Q Q2

Final Audit Report

2022-01-26

| | |
|-----------------|---|
| Created: | 2022-01-26 |
| By: | Karen Pauls (karenp@cos.edu) |
| Status: | Signed |
| Transaction ID: | CBJCHBCAABAAIFrpn7G-1JvUtuYrmXxRw-JlqUqj2k0 |

"311Q Q2" History

-  Document created by Karen Pauls (karenp@cos.edu)
2022-01-26 - 4:36:32 PM GMT- IP address: 198.189.158.254
-  Document emailed to Ron Ballesteros-Perez (ronb@cos.edu) for signature
2022-01-26 - 4:37:02 PM GMT
-  Email viewed by Ron Ballesteros-Perez (ronb@cos.edu)
2022-01-26 - 4:44:38 PM GMT- IP address: 104.47.56.254
-  Document e-signed by Ron Ballesteros-Perez (ronb@cos.edu)
Signature Date: 2022-01-26 - 4:44:48 PM GMT - Time Source: server- IP address: 174.195.142.166
-  Document emailed to Brent Calvin (brentc@cos.edu) for signature
2022-01-26 - 4:44:51 PM GMT
-  Email viewed by Brent Calvin (brentc@cos.edu)
2022-01-26 - 5:43:10 PM GMT- IP address: 174.202.3.62
-  Document e-signed by Brent Calvin (brentc@cos.edu)
Signature Date: 2022-01-26 - 5:43:24 PM GMT - Time Source: server- IP address: 174.202.3.62
-  Agreement completed.
2022-01-26 - 5:43:24 PM GMT